

CUT WHEREVER YOU WANT !

The linear light without cutting unit.



FEATURES

REV00

- Compact structure using more solid material with high impact resistance.
- Top-bend or side-bend available with a square size of W13*H13mm[W0.51*H0.51in.].
- Exquisite appearance and soft touch thanks to the dust-proof matte finish coating.
- Dot-free homogeneous lighting up to 14M[45.93ft.] run length.
- Same-size endcaps customized by the die-casting process for a high-grade overall appearance.
- Field cuttable length and fast assembly with endcap sealed by gluing.
- Dimmable available with PWM signal.
- High impact in IK08 and waterproof in IP67 using silicone material.
- 50,000h LED lifespan, 5-year warranty.

Specification

Dimension / Diagram

Endcap sealed by die-casting process

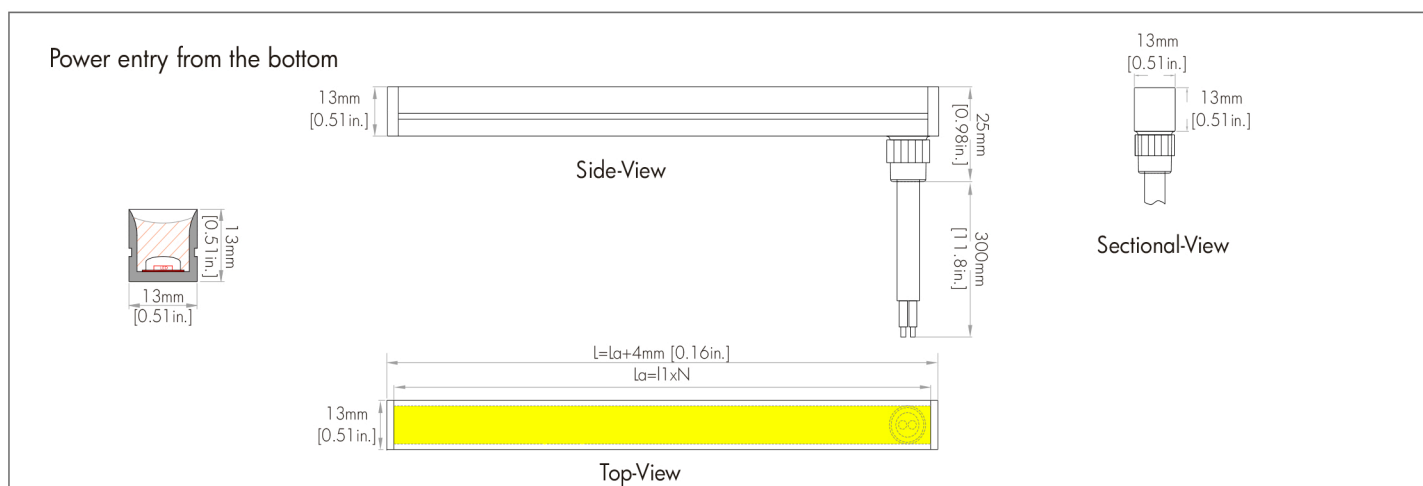
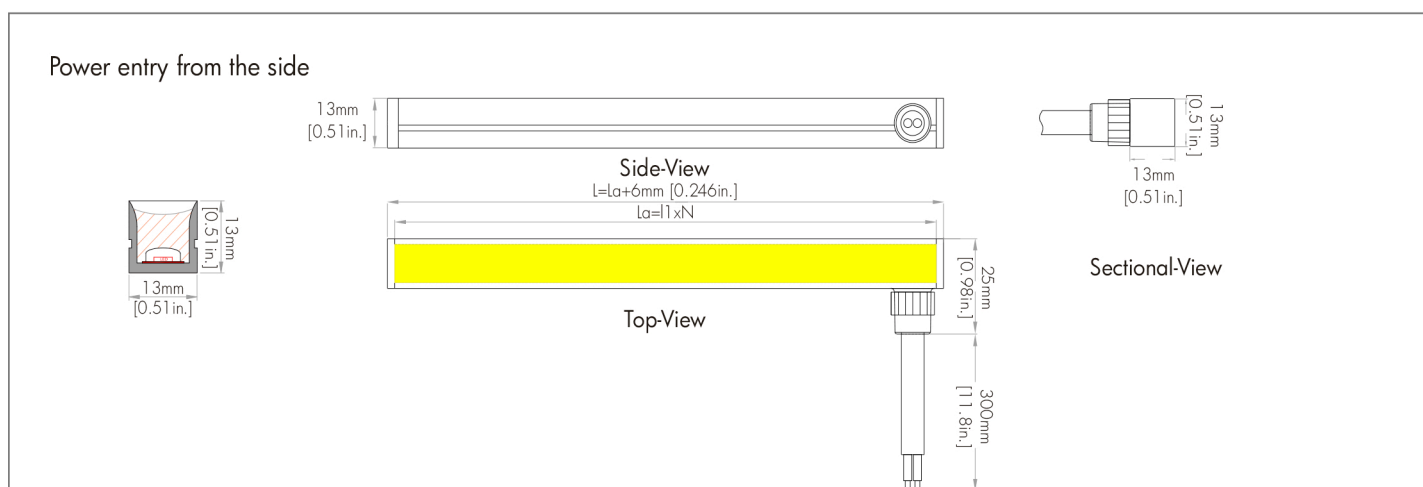
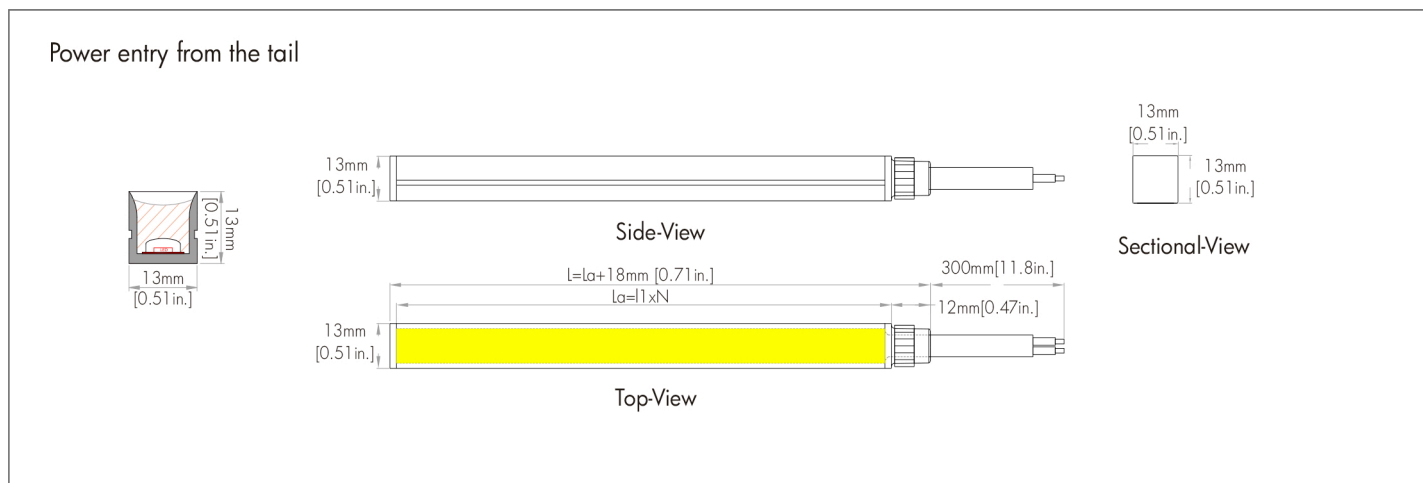
L: Total length

Lb: Luminous surface length

N: Number like 1, 2, 3.....

La: LED strip length

L1: LED strip increment



General Parameters

Product No.	Style	Dimension	Max. Length (La)	Increment	LED QTY	IP&IK Rating	Operating Ambient	Lifespan	Warranty
LUXYLED EVO13HE TOP	Top-bend	W13xH13mm [W0,51xH0,51in.]	5m [16.40ft.]	ZERO MODULES TECHNOLOGY	120LED/m [37LED/ft.]	IP67 [WET] & IK08	T _a : -20~45°C [-4~113°F]	50,000h (L70@ T _c ≤65°C [149°F], T _c is the temp. of LED pin)	5 years
			7m [22.97ft.]						


Photoelectric Parameters

Product No.	Style	Power ±10% (L1x20)	Operating Voltage	Finished Product CCT/ Wavelength	IP67 CRI80, 3500K	IP67 CRI90, 3500K	Beam Angle
					Luminous Flux±10%	Luminous Flux±10%	
LUXYLED EVO13HE TOP	Top-bend	14W/m [4.27 W/ft]	24Vdc	2700K ± 120K 3000K ± 150K 4000K ± 300K 5000K ± 400K	1412lm/m [430lm/ft]	1200lm/m [366lm/ft]	120°
		10W/m [3.05 W/ft]			953lm/m [290lm/ft]	810lm/m [247lm/ft]	

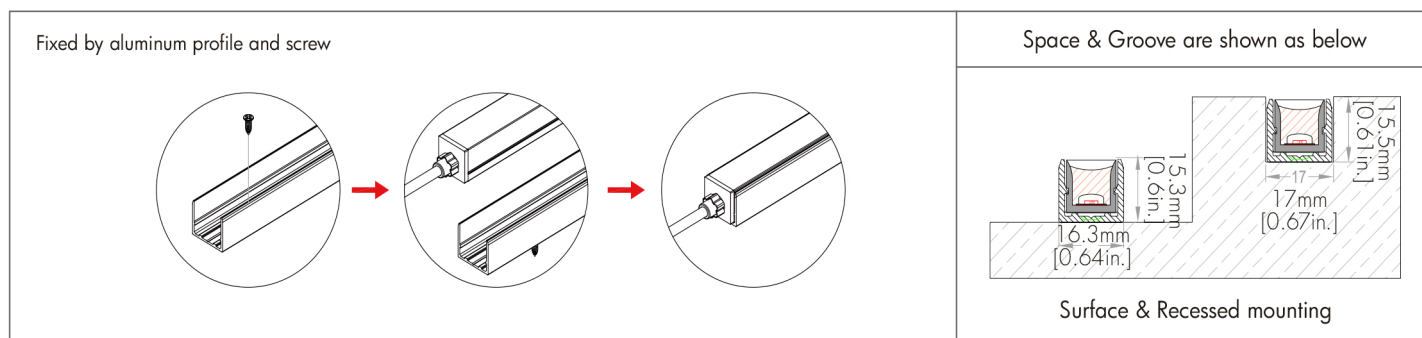
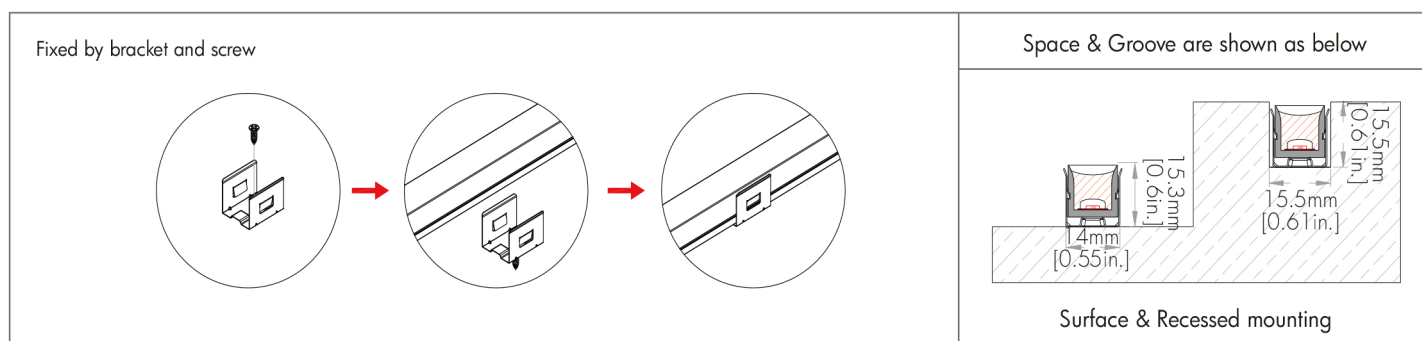
Note:

- (1) Luminous flux for CCT 2700K is 10% lower, for CCT 3000K is 5% lower, for CCT 3500K/5000K/6000K is the same, compared with 4000K.
- (2) The energy efficiency class of regulation (EU)2019/2020. is G in 2700K/3000K and F in 4000K/5000K/6000K, it varies depending on CRI and CCT.
- (3) The Max. Length (La) is defined as power fed on one side.
- (4) The standard packing length is fixed by default per reel without installation accessories; customized packing length is required to be evaluated.
- (5) Installation accessories pack should be ordered separately according to specific case.

Cutting













Installation



Note: It's also support surface & recessed mounting by gluing process.

Accessories

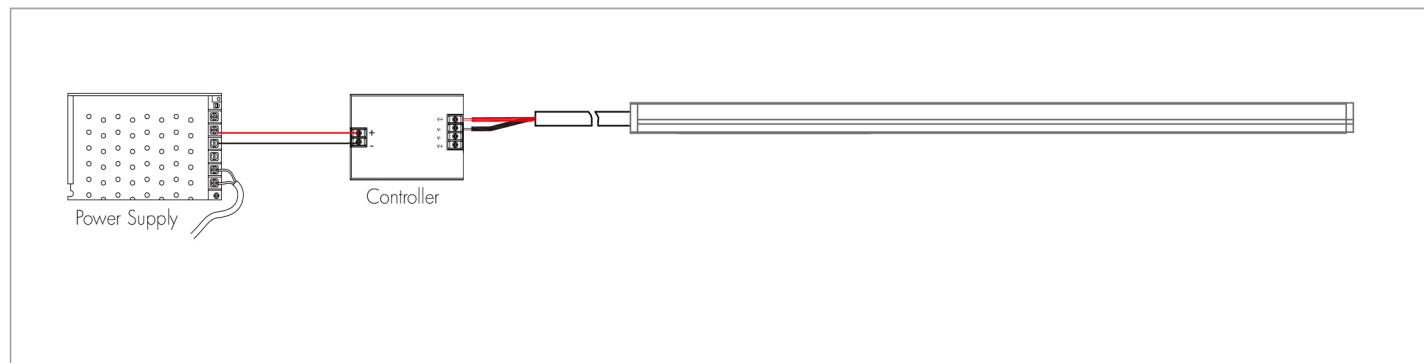
Power Cable Entry (Endcap sealed by gluing process)	Front Cap (Endcap sealed by gluing process)	End Cap (Endcap sealed by gluing process)	Mounting Method	Glue (Endcap sealed by gluing process)
Rear feed 	Rear feed 		Bracket 	
Side feed 	Side feed 		Aluminum Channel 	
Bottom feed 	Bottom feed 			

Connection

White (Non-dimmable status)



White (Dimmable status)



Notice

1. Adopt suitable power supply with power is 20% higher than the max. power of luminary, to ensure long time performance of power supply.
2. Do not install it when power is on. Before powering on, make sure the wiring is correct.
3. Avoid privately changing or damaging the circuit or other component on the luminary.
4. Avoid scrape, twist and irregular bend during installation, which might cause non repairable status for the luminary.
5. Minimum bending diameter definition is 200mm[7.87in], too small bending diameter will break the luminary.
6. Minimum twist degree is 360° per 1000mm[39.4in.].
7. Luminary linked in over long length will lead to problem of overload or uneven brightness.
8. To protect your eyes, do not stare at the luminary for a long time while it's illuminated.
9. Only professional personnel can install, dismantle and repair.
10. Bend and twist diagram is shown as below.

